


CLICK ON THE DOWNLOAD BUTTON AND SAVE THE FILE TO YOUR COMPUTER.



INSERT A BLANK DVD INTO YOUR COMPUTER



Windows DVD Maker



Turn your digital memories into a DVD

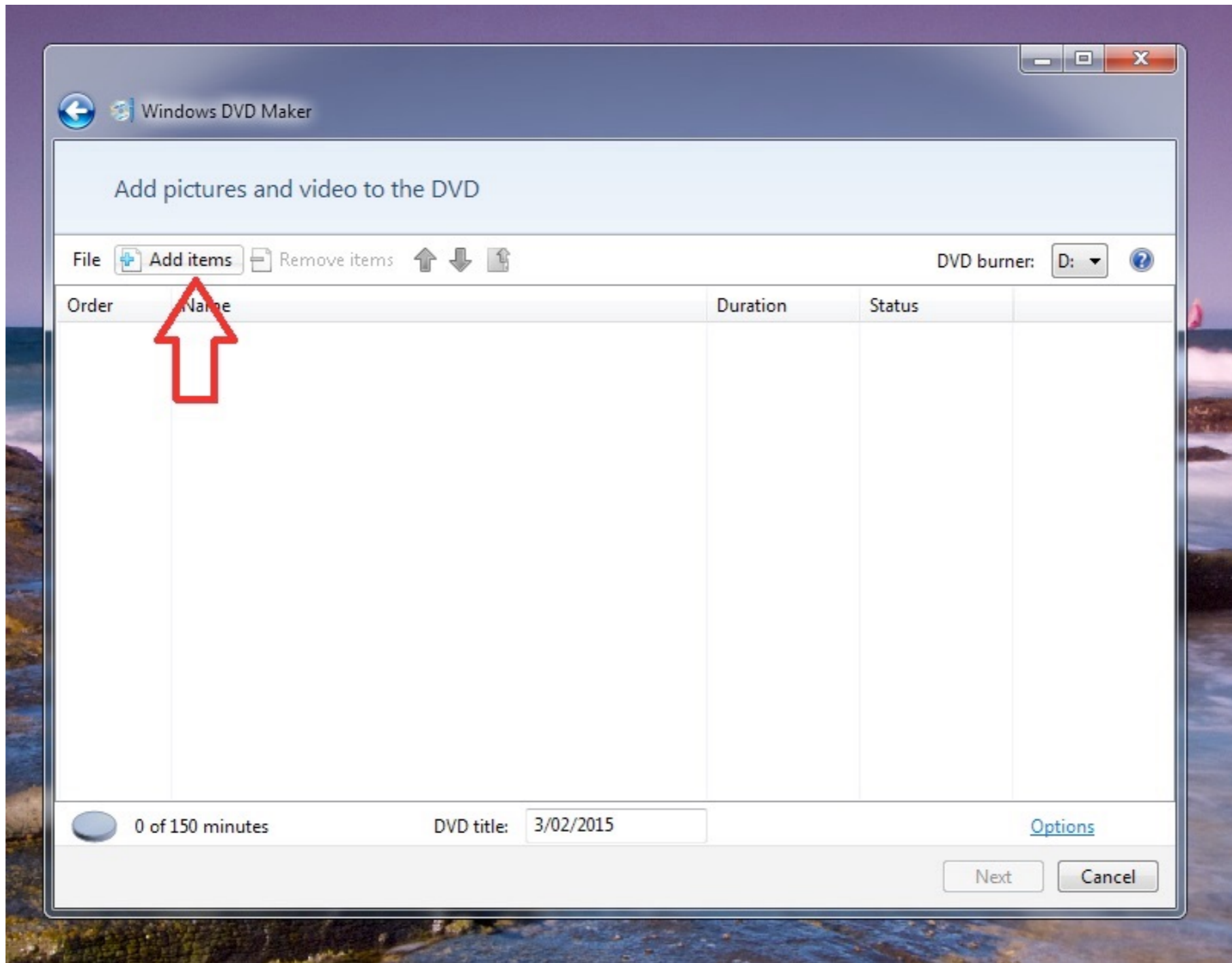
Make a DVD-Video disc that includes your favorite videos and digital photos that you and others can watch on a TV or computer. Windows DVD Maker lets you create a DVD quickly, complete with professional-looking menus, a scene selection page, and even a slide show with music.



Don't show this page again

Choose Photos and Videos

Cancel



CLICK ON ADD ITEMS TO LOCATE THE DOWNLOADED FILE

Windows DVD Maker

Add pictures and video to the DVD

File Add items Remove items [Up] [Down] [Refresh]

DVD burner: D: [Help]

Add Items to DVD

Libraries > Videos > Sample Videos

Search Sample Videos

Organize New folder

iCloud Photos
Recent Places

Libraries
Documents
Music
Pictures
Videos

Computer
Local Disk (C:)
DVD RW Drive (D)
NTFS_Bup (F:)
FAT32_100GB (G:)
U1037468 (\\usq)
3TB (J:)
phoenix radio (\\

Videos library
Sample Videos

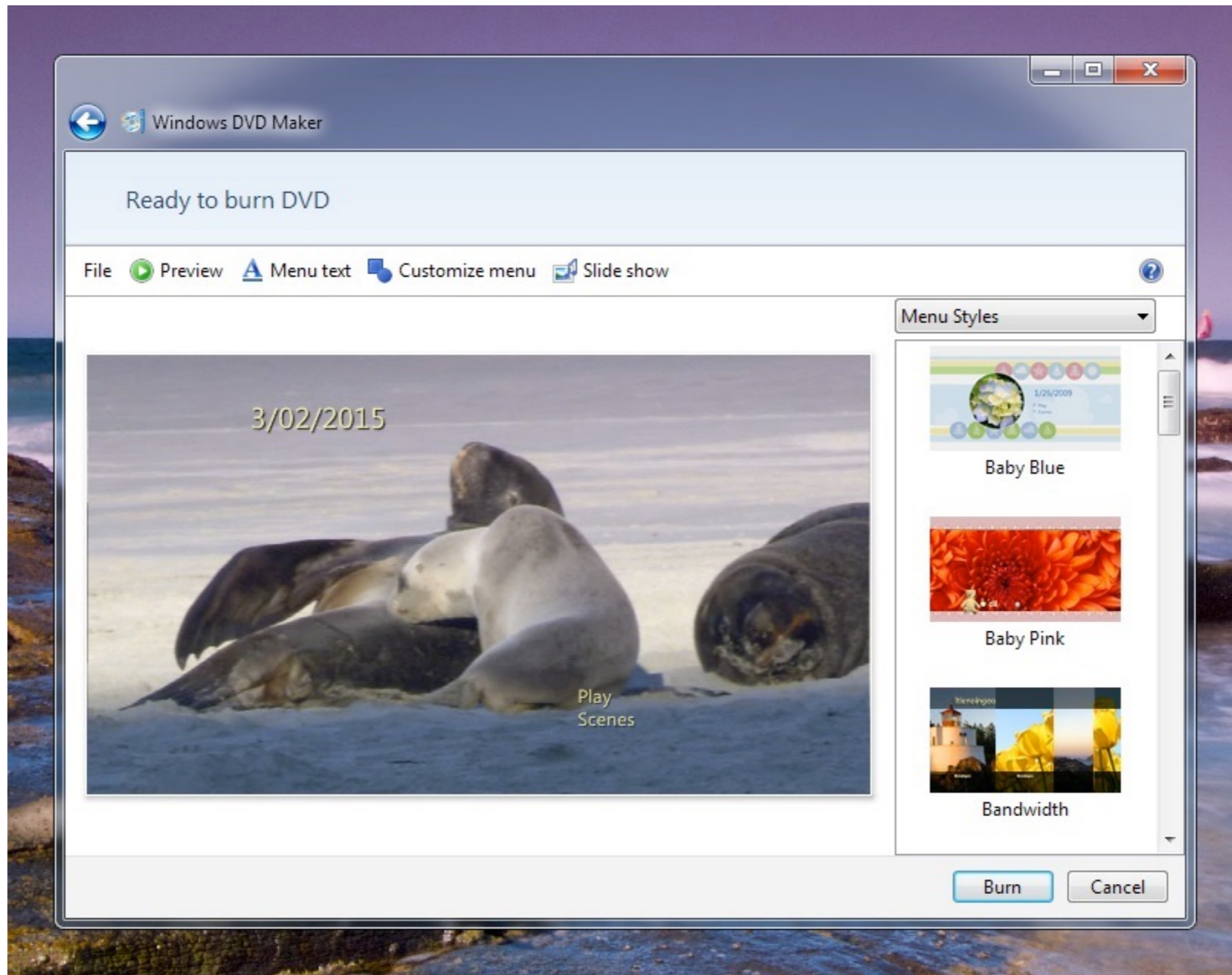
Arrange by: Folder

Wildlife.wmv

File name: Wildlife.wmv

Media Files (*.avi;*.mpg;*.m1v;)

Add Cancel



SELECT A MENU AND THEN CLICK BURN



Windows DVD Maker



Creating DVD, please wait...

Encoding ... 12.2 %



Cancel